












MagicArt 25 Safety Energy

Closed motorized Hotel trolley, printed with graphics



Suggested for 10/12 rooms service - **Battery (cod. F010925) not included**

Technical information

code	notes	cm	C	pcs	kg	m ³
M250R02801000	ANTHEA  - indoor wheels	↙ 110 ↘ 64 ↙ 149,5		1	90,1	1,71
M250R02901000	ANTHEA  - outdoor wheels	↙ 110 ↘ 64 ↙ 149,5		1	92,1	1,71
M250T05801000	KAPOK  - indoor wheels	↙ 110 ↘ 64 ↙ 149,5		1	90,1	1,71
M250T05901000	KAPOK  - outdoor wheels	↙ 110 ↘ 64 ↙ 149,5		1	92,1	1,71

Component list

cod.	description	qty
F010205	Motor kit with ø 200 mm indoor wheels, for Magic Energy big base	1 pc
R190855	Big removable MagicArt shelf - 79x46,5 cm, burgundy	1 pc
R190920Z	Big fixed MagicArt shelf without central rail, burgundy	2 pcs
T19070E91	Big MagicArt Energy base, 91x52 cm with ø 200 mm indoor wheels and bumpers, burgundy	1 pc
T190926	Right locking profile with opening for MagicArt with doors, burgundy	1 pc
T190927	Left locking profile with opening for MagicArt with doors, burgundy	1 pc
T190992	Right pushing handle with opening, for MagicArt with doors, burgundy	1 pc
T190993	Left pushing handle with opening, for MagicArt with doors, burgundy	1 pc
T890753	Big MagicArt frame rails-hooks with screws, cream	2 pcs
T890756	Small MagicArt frame rails-hooks with screws, cream	2 pcs
T89A02DX	Big right MagicArt door, cream with Anthea graphics	1 pc
T89A02SX	Big left MagicArt door, cream with Anthea graphics	1 pc
T89B02DX	Small right MagicArt door, cream with Anthea graphics	1 pc
T89B02SX	Small left MagicArt door, cream with Anthea graphics	1 pc
T89C0200	Big back fixed MagicArt panel, cream with Anthea graphics	2 pcs
T89D0200	Small back fixed MagicArt panel, cream with Anthea graphics	2 pcs



19/02/20

SYSTEM

Multipurpose polypropylene trolley, with high storage capacity, modular and customisable to meet every cleaning need
Ideal for safe transport and under heavy loads, even on slopes

Advantages

- **Maximum power:** carries up to 150 kg without the effort of pushing and it is effective even on slopes up to 8%, even fully loaded
- **Ergonomic:** reduced effort and protection of the operator's health
- **Efficient:** Simpler and faster operations with increased productivity
- **Handy:** intuitive and easy to use, allows you to operate in maximum safety
- **Handy:** easy handling, it faces any type of flooring
- **Customisable:** forward speed adjustable according to specific needs
- **Safe:** Reverse speed control to ensure maximum safety
- **High autonomy of use:** the lithium battery ensures an autonomy of use up to 8 hours
- **Elegant:** pleasant design, ideal for any environments
- **Shock-resistant:** polypropylene, naturally stainless and elastic, guarantees shockproof performance
- **Easy to maintain:** the smooth surfaces and the absence of cavities facilitate cleaning and guarantee a high level of hygiene

Material

Polypropylene - Console: ABS - Engine kit structure: painted sheet metal

Features

USB port to charge mobile devices such as tablets and mobile phones
ø 200 mm rubber wheels

Related products



Bottle rack with ergonomic handle and 3 removable dividers



Scout handle holder



Universal doorstep with handle



Product options



MagicArt 20 Safety Energy



MagicArt 26 Safety Plus Energy



MagicArt 27 Safety Plus Energy